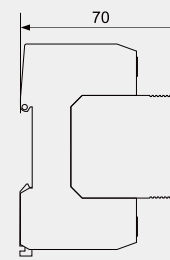
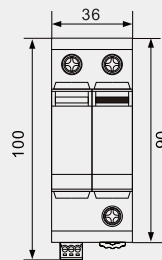
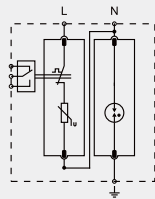


## BR-110 1+1

### Type 2 Surge Arrester



BR-110 1+1 surge arrester is suitable for single phase TT and TN system.

	BR-110 275 1+1	BR-110 320 1+1	BR-110 385 1+1
SPD classification according to EN61643-11	Type 2	Type 2	Type 2
SPD classification according to IEC61643-11	Class II	Class II	Class II
Max. continuous operating a.c. voltage [L-N] U <sub>c</sub>	275V	320V	385V
Max. continuous operating a.c. voltage [N-PE] U <sub>c</sub>	255V	255V	255V
Nominal discharge current (8/20μs) I <sub>n</sub>	50kA	50kA	50kA
Max. discharge current (8/20μs) I <sub>max</sub>	110kA	110kA	110kA
Voltage protection level [L-N] U <sub>p</sub>	≤1.9kV	≤2.0kV	≤2.5kV
Voltage protection level 5kA [L-N] U <sub>p</sub>	≤0.6kV	≤1kV	≤1.2kV
Voltage protection level [N-PE] U <sub>p</sub>	≤1.5kV	≤1.5kV	≤1.5kV
Short-circuit withstand capacity I <sub>SCCR</sub>	25kA	25kA	25kA
Temporary overvoltage TOV-withstand [L-N] U <sub>T</sub>	335V/5sec.	350V/5sec.	550V/5sec.
Temporary overvoltage TOV-safe failure [L-N] U <sub>T</sub>	440V/120min.	550V/120min.	660V/120min.
Temporary overvoltage TOV-withstand [N-PE] U <sub>T</sub>	1200V/200ms	1200V/200ms	1200V/200ms
Follow current extinguishing capability a.c. [N-PE] I <sub>fi</sub>	100Arms	100Arms	100Arms
Max. backup fuse	250A gG	250A gG	250A gG
Leakage current I <sub>PE</sub>	<1mA	<1mA	<1mA
Response time [L-N] t <sub>A</sub>	≤25ns	≤25ns	≤25ns
Response time [N-PE] t <sub>A</sub>	≤100ns	≤100ns	≤100ns
Operating temperature range T <sub>u</sub>	-40°C-80°C	-40°C-80°C	-40°C-80°C
Operating state/fault indication	green/red	green/red	green/red
Cross-section area (Min.)	4 mm <sup>2</sup>	4 mm <sup>2</sup>	4 mm <sup>2</sup>
Cross-section area (Max.)	35mm <sup>2</sup>	35mm <sup>2</sup>	35mm <sup>2</sup>
For mounting on	35mm Din rail		
Enclosure material	Thermoplastic UL94-V0		
Degree of protection	IP20	IP20	IP20
Order Code	B18873	B18875	B18877
Order Code (With remote signaling)	B18874	B18876	B18878