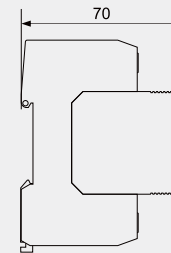
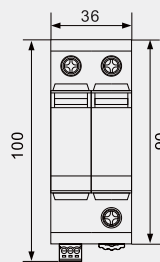
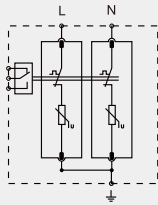


BR-20 2P

Type 2 Surge Arrester



■ BR-20 2 pole surge arrester is suitable for single phase TN system.

	BR-20 150 2P	BR-20 275 2P	BR-20 320 2P	BR-20 385 2P	BR-20 440 2P
SPD classification according to EN61643-11	Type 2	Type 2	Type 2	Type 2	Type 2
SPD classification according to IEC61643-11	Class II	Class II	Class II	Class II	Class II
Max. continuous operating a.c. voltage U_c	150V	275V	320V	385V	440V
Nominal discharge current (8/20 μ s) I_n	10kA	10kA	10kA	10kA	10kA
Max. discharge current (8/20 μ s) I_{max}	20kA	20kA	20kA	20kA	20kA
Voltage protection level U_p	$\leq 0.8kV$	$\leq 1.3kV$	$\leq 1.5kV$	$\leq 1.8kV$	$\leq 2.0kV$
Voltage protection level 5kA U_p	$\leq 0.6kV$	$\leq 1kV$	$\leq 1.2kV$	$\leq 1.4kV$	$\leq 1.6kV$
Max. backup fuse	63A gG	63A gG	63A gG	63A gG	63A gG
Short-circuit withstand capacity I_{SCCR}	25kA	25kA	25kA	25kA	25kA
Temporary overvoltage TOV-withstand U_T	175V/5sec.	335V/5sec.	350V/5sec.	550V/5sec.	580V/5sec.
Temporary overvoltage TOV-safe failure U_T	250V/120min.	440V/120min.	550V/120min.	660V/120min.	770V/120min.
Leakage current I_{PE}	$< 1mA$	$< 1mA$	$< 1mA$	$< 1mA$	$< 1mA$
Response time t_A	$\leq 25ns$	$\leq 25ns$	$\leq 25ns$	$\leq 25ns$	$\leq 25ns$
Operating temperature range T_u	$-40^\circ C - 80^\circ C$	$-40^\circ C - 80^\circ C$	$-40^\circ C - 80^\circ C$	$-40^\circ C - 80^\circ C$	$-40^\circ C - 80^\circ C$
Operating state/fault indication	green/red	green/red	green/red	green/red	green/red
Cross-section area (Min.)	4 mm ²	4 mm ²	4 mm ²	4 mm ²	4 mm ²
Cross-section area (Max.)	35mm ²	35mm ²	35mm ²	35mm ²	35mm ²
For mounting on	35mm Din rail				
Enclosure material	Thermoplastic UL94-V0				
Degree of protection	IP20	IP20	IP20	IP20	IP20
Order Code	B18721	B18723	B18725	B18727	B18729
Order Code (With remote signaling)	B18722	B18724	B18726	B18728	B18730