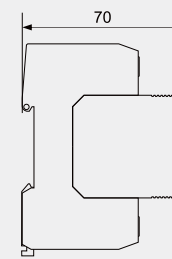
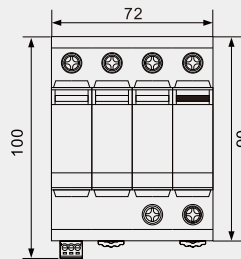
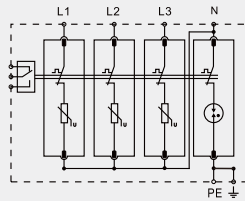



BR-40 3+1

Type 2 Surge Arrester



BR-40 3+1 surge arrester is suitable for TT and TN-S system.

	BR-40 150 3+1	BR-40 275 3+1	BR-40 320 3+1	BR-40 385 3+1	BR-40 440 3+1
SPD classification according to EN61643-11	Type 2	Type 2	Type 2	Type 2	Type 2
SPD classification according to IEC61643-11	Class II	Class II	Class II	Class II	Class II
Max. continuous operating a.c. voltage [L-N] U_c	150V	275V	320V	385V	440V
Max. continuous operating a.c. voltage [N-PE] U_c	255V	255V	255V	255V	255V
Nominal discharge current (8/20 μ s) I_n	20kA	20kA	20kA	20kA	20kA
Max. discharge current (8/20 μ s) I_{max}	40kA	40kA	40kA	40kA	40kA
Voltage protection level [L-N] U_p	$\leq 0.8kV$	$\leq 1.3kV$	$\leq 1.5kV$	$\leq 1.8kV$	$\leq 2.0kV$
Voltage protection level 5kA [L-N] U_p	$\leq 0.6kV$	$\leq 1kV$	$\leq 1.2kV$	$\leq 1.4kV$	$\leq 1.6kV$
Voltage protection level [N-PE] U_p	$\leq 1.5kV$	$\leq 1.5kV$	$\leq 1.5kV$	$\leq 1.5kV$	$\leq 1.5kV$
Short-circuit withstand capacity I_{SCCR}	25kA	25kA	25kA	25kA	25kA
Temporary overvoltage TOV-withstand [L-N] U_T	175V/5sec.	335V/5sec.	350V/5sec.	550V/5sec.	580V/5sec.
Temporary overvoltage TOV-safe failure [L-N] U_T	250V/120min.	440V/120min.	550V/120min.	660V/120min.	770V/120min.
Temporary overvoltage TOV-withstand [N-PE] U_T	1200V/200ms	1200V/200ms	1200V/200ms	1200V/200ms	1200V/200ms
Follow current extinguishing capability a.c. [N-PE] I_{fi}	100Arms	100Arms	100Arms	100Arms	100Arms
Max. backup fuse	125A gG	125A gG	125A gG	125A gG	125A gG
Leakage current I_{PE}	$< 1mA$	$< 1mA$	$< 1mA$	$< 1mA$	$< 1mA$
Response time [L-N] t_A	$\leq 25ns$	$\leq 25ns$	$\leq 25ns$	$\leq 25ns$	$\leq 25ns$
Response time [N-PE] t_A	$\leq 100ns$	$\leq 100ns$	$\leq 100ns$	$\leq 100ns$	$\leq 100ns$
Operating temperature range T_u	$-40^{\circ}C - 80^{\circ}C$	$-40^{\circ}C - 80^{\circ}C$	$-40^{\circ}C - 80^{\circ}C$	$-40^{\circ}C - 80^{\circ}C$	$-40^{\circ}C - 80^{\circ}C$
Operating state/fault indication	green/red	green/red	green/red	green/red	green/red
Cross-section area (Min.)	4 mm ²	4 mm ²	4 mm ²	4 mm ²	4 mm ²
Cross-section area (Max.)	35mm ²	35mm ²	35mm ²	35mm ²	35mm ²
For mounting on	35mm Din rail				
Enclosure material	Thermoplastic UL94-V0				
Degree of protection	IP20	IP20	IP20	IP20	IP20
Order Code	B18451	B18453	B18455	B18457	B18249
Order Code (With remote signaling)	B18452	B18454	B18456	B18458	B18250