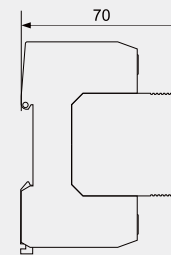
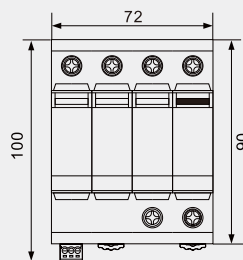
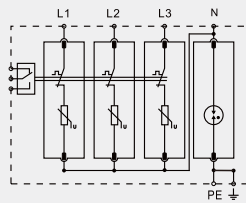



BR-80 3+1

Type 2 Surge Arrester



BR-80 3+1 surge arrester is suitable for TT and TN-S system.

| | BR-80 150 3+1 | BR-80 275 3+1 | BR-80 320 3+1 | BR-80 385 3+1 |
|---|-----------------------|-------------------|-------------------|-------------------|
| SPD classification according to EN61643-11 | Type 2 | Type 2 | Type 2 | Type 2 |
| SPD classification according to IEC61643-11 | Class II | Class II | Class II | Class II |
| Max. continuous operating a.c. voltage [L-N] Uc | 150V | 275V | 320V | 385V |
| Max. continuous operating a.c. voltage [N-PE] Uc | 255V | 255V | 255V | 255V |
| Nominal discharge current (8/20 μ s) In | 40kA | 40kA | 40kA | 40kA |
| Max. discharge current (8/20 μ s) Imax | 80kA | 80kA | 80kA | 80kA |
| Voltage protection level [L-N] Up | $\leq 1.0kV$ | $\leq 1.7kV$ | $\leq 2.0kV$ | $\leq 2.3kV$ |
| Voltage protection level 5kA [L-N] Up | $\leq 0.5kV$ | $\leq 0.9kV$ | $\leq 1.1kV$ | $\leq 1.3kV$ |
| Voltage protection level [N-PE] Up | $\leq 1.5kV$ | $\leq 1.5kV$ | $\leq 1.5kV$ | $\leq 1.5kV$ |
| Short-circuit withstand capacity I _{SCCR} | 25kA | 25kA | 25kA | 25kA |
| Temporary overvoltage TOV-withstand [L-N] U _T | 175V/5sec. | 335V/5sec. | 350V/5sec. | 550V/5sec. |
| Temporary overvoltage TOV-safe failure [L-N] U _T | 250V/120min. | 440V/120min. | 550V/120min. | 660V/120min. |
| Temporary overvoltage TOV-withstand [N-PE] U _T | 1200V/200ms | 1200V/200ms | 1200V/200ms | 1200V/200ms |
| Follow current extinguishing capability a.c. [N-PE] I _{fi} | 100Arms | 100Arms | 100Arms | 100Arms |
| Max. backup fuse | 200A gG | 200A gG | 200A gG | 200A gG |
| Leakage current I _{PE} | < 1mA | < 1mA | < 1mA | < 1mA |
| Response time [L-N] t _A | $\leq 25ns$ | $\leq 25ns$ | $\leq 25ns$ | $\leq 25ns$ |
| Response time [N-PE] t _A | $\leq 100ns$ | $\leq 100ns$ | $\leq 100ns$ | $\leq 100ns$ |
| Operating temperature range T _u | -40°C-80°C | -40°C-80°C | -40°C-80°C | -40°C-80°C |
| Operating state/fault indication | green/red | green/red | green/red | green/red |
| Cross-section area (Min.) | 4 mm ² | 4 mm ² | 4 mm ² | 4 mm ² |
| Cross-section area (Max.) | 35mm ² | 35mm ² | 35mm ² | 35mm ² |
| For mounting on | 35mm Din rail | | | |
| Enclosure material | Thermoplastic UL94-V0 | | | |
| Degree of protection | IP20 | IP20 | IP20 | IP20 |
| Order Code | B18292 | B18294 | B18296 | B18298 |
| Order Code (With remote signaling) | B18293 | B18295 | B18297 | B18888 |