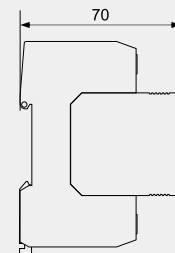
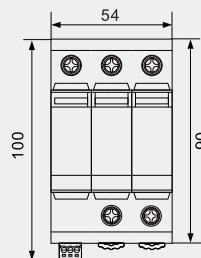
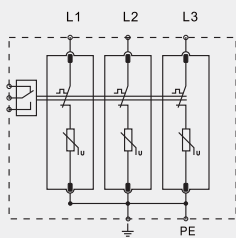



BR-7M 3P

T1+T2 Surge Arrester



■ BR-7M 3P surge arrester is suitable for TN-C system.

	BR-7M 150 3P	BR-7M 275 3P	BR-7M 320 3P
SPD classification according to EN61643-11	Type 1 + Type 2	Type 1 + Type 2	Type 1 + Type 2
SPD classification according to IEC61643-11	Class I + Class II	Class I + Class II	Class I + Class II
Max. continuous operating a.c. voltage	Uc	150V	275V
Lightning impulse current (10/350µs)	Iimp	7kA	7kA
Total discharge current (10/350µs)	Itotal	21kA	21kA
Nominal discharge current (8/20µs)	In	25kA	25kA
Max. discharge current (8/20µs)	Imax	60kA	60kA
Voltage protection level	Up	≤0.8kV	≤1.3kV
Specific energy	W/R	12.25kJ/Ω	12.25kJ/Ω
Short circuit withstand capacity	I _{SCCR}	25kA	25kA
Temporary overvoltage TOV-withstand	U _T	175V/5sec.	335V/5sec.
Temporary overvoltage TOV-safe failure	U _T	250V/120min.	440V/120min.
Max. backup fuse		125A gG	125A gG
Leakage current	I _{PE}	<1mA	<1mA
Response time	t _A	≤25ns	≤25ns
Operating temperature range	T _u	-40°C–80°C	-40°C–80°C
Operating state/fault indication		green/red	green/red
Cross-section area (Min.)		4mm ²	4mm ²
Cross-section area (Max.)		35mm ²	35mm ²
For mounting on	35mm Din rail		
Enclosure material	Thermoplastic UL94-V0		
Degree of protection	IP20	IP20	IP20
Order Code	B17306	B17308	B17310
Order Code (With remote signaling)	B17307	B17309	B17311