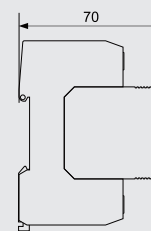
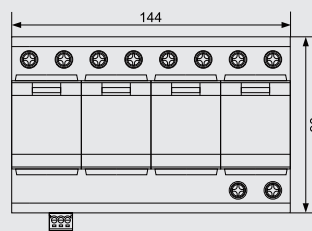
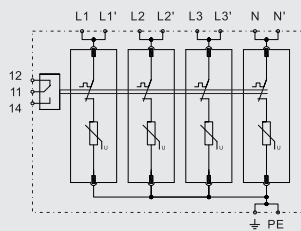



BR-25M 4P

Type 1+Type 2+Type 3
Surge Arrester



BR-25M 4P is suitable for TN-S system.

	BR-25M 150 4P	BR-25M 275 4P	BR-25M 320 4P	
SPD classification according to EN61643-11	Type 1 + Type 2 + Type 3	Type 1 + Type 2 + Type 3	Type 1 + Type 2 + Type 3	
SPD classification according to IEC61643-11	Class I + Class II + Class III	Class I + Class II + Class III	Class I + Class II + Class III	
Nominal operating voltage	Un	120/240V (50/60Hz)	250/440V(50/60Hz)	
Max. continuous operating a.c. voltage	Uc	150V (50/60Hz)	275V (50/60Hz)	320V (50/60Hz)
Lightning impulse current (10/350µs)	Iimp	25kA	25kA	25kA
Total discharge current (10/350µs)	Itotal	100kA	100kA	100kA
Nominal discharge current (8/20µs)	In	25kA	25kA	25kA
Maximum discharge current (8/20µs)	I _{max}	120kA	120kA	120kA
Combined impulse	Uoc	20kV	20kV	20kV
Quantity of electric charge	Q	12.5As	12.5As	12.5As
Specific energy	W/R	156kJ/Ω	156kJ/Ω	156kJ/Ω
Voltage protection level	Up	≤0.8kV	≤1.3kV	≤1.3kV
Short-circuit current rating a.c.	I _{SCCR}	25kA rms	25kA rms	25kA rms
Max. backup fuse		200A gG	200A gG	200A gG
Temporary overvoltage TOV-withstand	U _T	180V/5sec.	335V/5sec.	400V/5sec.
Temporary overvoltage TOV-safe failure	U _T	230V/120min.	440V/120min.	520V/120min.
Leakage current	I _{PE}	<0.5mA	<0.5mA	<0.5mA
Response time	t _A	≤25ns	≤25ns	≤25ns
Operating temperature range	T _u	-40°C-80°C	-40°C-80°C	-40°C-80°C
Operating state/fault indication		green/red	green/red	green/red
Cross-section area (Min.)		4mm ²	4mm ²	4mm ²
Cross-section area(Max.)		35mm ²	35mm ²	35mm ²
For mounting on		35mm Din rail	35mm Din rail	35mm Din rail
Enclosure material		Thermoplastic UL94-V0	Thermoplastic UL94-V0	Thermoplastic UL94-V0
Degree of protection		IP20	IP20	IP20
Order Code		B17200	B18143	B17213
Order Code (With remote signaling)		B17201	B18144	B17214