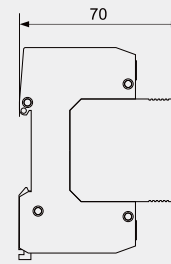
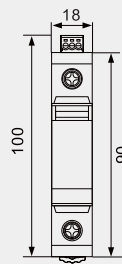
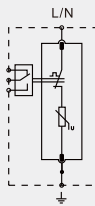


BR-110 1P

Type 2 Surge Arrester



■ BR-110 1pole can form 1-4 poles.

		BR-110 275 1P	BR-110 320 1P	BR-110 385 1P
SPD classification according to EN61643-11		Type 2	Type 2	Type 2
SPD classification according to IEC61643-11		Class II	Class II	Class II
Max. continuous operating a.c. voltage	Uc	275V	320V	385V
Nominal discharge current (8/20µs)	In	50kA	50kA	50kA
Max. discharge current (8/20µs)	Imax	110kA	110kA	110kA
Voltage protection level	Up	≤1.9kV	≤2.0kV	≤2.5kV
Voltage protection level 5kA	Up	≤0.6kV	≤1kV	≤1.2kV
Max. backup fuse		250A gG	250A gG	250A gG
Short-circuit withstand capacity	ISCCR	25kA	25kA	25kA
Temporary overvoltage TOV-withstand	UT	335V/5sec.	350V/5sec.	550V/5sec.
Temporary overvoltage TOV-safe failure	UT	440V/120min.	550V/120min.	660V/120min.
Leakage current	IPE	<0.1mA	<0.1mA	<0.1mA
Response time	tA	≤25ns	≤25ns	≤25ns
Operating temperature range	Tu	-40°C-80°C	-40°C-80°C	-40°C-80°C
Operating state/fault indication		green/red	green/red	green/red
Cross-section area (Min.)		4 mm ²	4 mm ²	4 mm ²
Cross-section area (Max.)		35mm ²	35mm ²	35mm ²
For mounting on		35mm Din rail		
Enclosure material		Thermoplastic UL94-V0		
Degree of protection		IP20	IP20	IP20
Order Code		B18853	B18855	B18857
Order Code (With remote signaling)		B18854	B18856	B18858