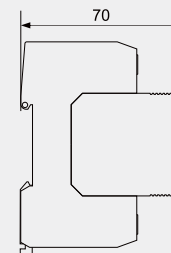
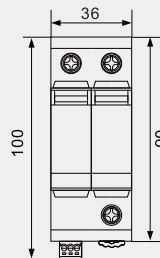
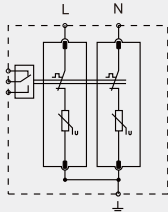


## BR-12.5M 2P

T1+T2 Surge Arrester



BR-12.5M 2P surge arrester is suitable for single phase TN system.

	BR-12.5M 150 2P	BR-12.5M 275 2P	BR-12.5M 320 2P
SPD classification according to EN61643-11	Type 1 + Type 2	Type 1 + Type 2	Type 1 + Type 2
SPD classification according to IEC61643-11	Class I + Class II	Class I + Class II	Class I + Class II
Max. continuous operating a.c. voltage $U_c$	150V	275V	320V
Lightning impulse current (10/350 $\mu$ s) $I_{imp}$	12.5kA	12.5kA	12.5kA
Total discharge current (10/350 $\mu$ s) $I_{total}$	25kA	25kA	25kA
Nominal discharge current (8/20 $\mu$ s) $I_n$	25kA	25kA	25kA
Max. discharge current (8/20 $\mu$ s) $I_{max}$	60kA	60kA	60kA
Voltage protection level $U_p$	$\leq 0.8kV$	$\leq 1.3kV$	$\leq 1.5kV$
Specific energy $W/R$	39kJ/ $\Omega$	39kJ/ $\Omega$	39kJ/ $\Omega$
Short circuit withstand capacity $I_{SCCR}$	25kA	25kA	25kA
Temporary overvoltage TOV-withstand $U_T$	175V/5sec.	335V/5sec.	350V/5sec.
Temporary overvoltage TOV-safe failure $U_T$	250V/120min.	440V/120min.	550V/120min.
Max. backup fuse	125A gG	125A gG	125A gG
Leakage current $I_{PE}$	<0.1mA	<0.1mA	<0.1mA
Response time $t_A$	$\leq 25ns$	$\leq 25ns$	$\leq 25ns$
Operating temperature range $T_u$	-40 $^{\circ}C$ -80 $^{\circ}C$	-40 $^{\circ}C$ -80 $^{\circ}C$	-40 $^{\circ}C$ -80 $^{\circ}C$
Operating state/fault indication	green/red	green/red	green/red
Cross-section area (Min.)	4mm <sup>2</sup>	4mm <sup>2</sup>	4mm <sup>2</sup>
Cross-section area (Max.)	35mm <sup>2</sup>	35mm <sup>2</sup>	35mm <sup>2</sup>
For mounting on	35mm Din rail		
Enclosure material	Thermoplastic UL94-V0		
Degree of protection	IP20	IP20	IP20
Order Code	B18211	B18213	B18215
Order Code (With remote signaling)	B18212	B18214	B18216