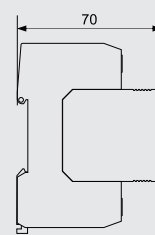
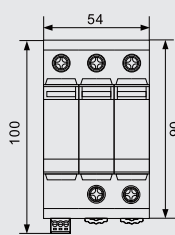
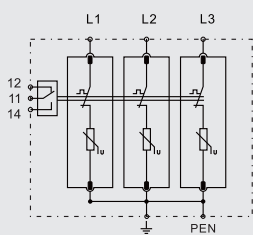



BR-12.5M 3P T1+T2 Surge Arrester



■ BR-12.5M 3P surge arrester is suitable for TN-C system.

	BR-12.5M 150 3P	BR-12.5M 275 3P	BR-12.5M 320 3P
SPD classification according to EN61643-11	Type 1 + Type 2	Type 1 + Type 2	Type 1 + Type 2
SPD classification according to IEC61643-11	Class I + Class II	Class I + Class II	Class I + Class II
Max. continuous operating a.c. voltage U_c	150V	275V	320V
Lightning impulse current (10/350 μ s) I_{imp}	12.5kA	12.5kA	12.5kA
Total discharge current (10/350 μ s) I_{total}	37.5kA	37.5kA	37.5kA
Nominal discharge current (8/20 μ s) I_n	25kA	25kA	25kA
Max. discharge current (8/20 μ s) I_{max}	60kA	60kA	60kA
Voltage protection level U_p	$\leq 0.8kV$	$\leq 1.3kV$	$\leq 1.5kV$
Specific energy W/R	39kJ/ Ω	39kJ/ Ω	39kJ/ Ω
Short circuit withstand capacity I_{SCCR}	25kA	25kA	25kA
Temporary overvoltage TOV-withstand U_T	180V/5sec.	335V/5sec.	400V/5sec.
Temporary overvoltage TOV-safe failure U_T	230V/120min.	440V/120min.	520V/120min.
Max. backup fuse	125A gG	125A gG	125A gG
Leakage current I_{PE}	<0.5mA	<0.5mA	<0.5mA
Response time t_A	$\leq 25ns$	$\leq 25ns$	$\leq 25ns$
Operating temperature range T_u	-40 $^{\circ}C$ -80 $^{\circ}C$	-40 $^{\circ}C$ -80 $^{\circ}C$	-40 $^{\circ}C$ -80 $^{\circ}C$
Operating state/fault indication	green/red	green/red	green/red
Cross-section area (Min.)	4mm ²	4mm ²	4mm ²
Cross-section area (Max.)	35mm ²	35mm ²	35mm ²
For mounting on	35mm Din rail		
Enclosure material	Thermoplastic UL94-V0		
Degree of protection	IP20	IP20	IP20
Order Code	B18311	B18313	B18315
Order Code (With remote signaling)	B18312	B18314	B18316