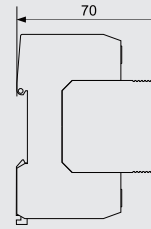
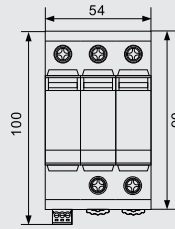
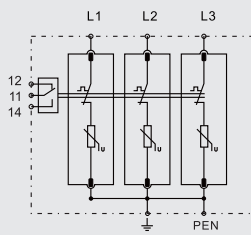



## BR-20 3P

### Type 2 Surge Arrester



■ BR-20 3 pole surge arrester is suitable for TN-C system.

	BR-20 150 3P	BR-20 275 3P	BR-20 320 3P	BR-20 385 3P	BR-20 440 3P	
SPD classification according to EN61643-11	Type 2	Type 2	Type 2	Type 2	Type 2	
SPD classification according to IEC61643-11	Class II	Class II	Class II	Class II	Class II	
Max. continuous operating a.c. voltage	Uc	150V	275V	320V	385V	440V
Nominal discharge current (8/20μs)	In	10kA	10kA	10kA	10kA	10kA
Max. discharge current (8/20μs)	Imax	20kA	20kA	20kA	20kA	20kA
Voltage protection level	Up	≤0.8kV	≤1.3kV	≤1.5kV	≤1.8kV	≤2.0kV
Voltage protection level 5kA	Up	≤0.6kV	≤1kV	≤1.2kV	≤1.3kV	≤1.5kV
Max. backup fuse		63A gG	63A gG	63A gG	63A gG	63A gG
Short-circuit withstand capacity	ISCCR	25kA	25kA	25kA	25kA	25kA
Temporary overvoltage TOV-withstand	UT	180V/5sec.	335V/5sec.	400V/5sec.	500V/5sec.	580V/5sec.
Temporary overvoltage TOV-safe failure	UT	230V/120min.	440V/120min.	520V/120min.	650V/120min.	765V/120min.
Leakage current	IPE	<0.5mA	<0.5mA	<0.5mA	<0.5mA	<0.5mA
Response time	tA	≤25ns	≤25ns	≤25ns	≤25ns	≤25ns
Operating temperature range	Tu	-40°C-80°C	-40°C-80°C	-40°C-80°C	-40°C-80°C	-40°C-80°C
Operating state/fault indication		green/red	green/red	green/red	green/red	green/red
Cross-section area (Min.)		4 mm <sup>2</sup>	4 mm <sup>2</sup>	4 mm <sup>2</sup>	4 mm <sup>2</sup>	4 mm <sup>2</sup>
Cross-section area (Max.)		35mm <sup>2</sup>	35mm <sup>2</sup>	35mm <sup>2</sup>	35mm <sup>2</sup>	35mm <sup>2</sup>
For mounting on		35mm Din rail				
Enclosure material		Thermoplastic UL94-V0				
Degree of protection		IP20	IP20	IP20	IP20	IP20
Order Code		B18711	B18713	B18715	B18717	B18719
Order Code (With remote signaling)		B18712	B18714	B18716	B18718	B18720