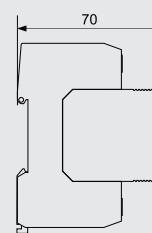
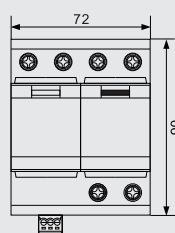
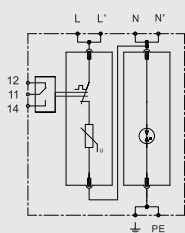


BR-200 1+1

Type 2 Surge Arrester



BR-200 1+1 surge arrester is suitable for TT and TN-S system.

	BR-200 275 1+1	BR-200 320 1+1	BR-200 385 1+1
SPD classification according to EN61643-11	Type 2	Type 2	Type 2
SPD classification according to IEC61643-11	Class II	Class II	Class II
Max. continuous operating a.c. voltage [L-N] Uc	275V	320V	385V
Max. continuous operating a.c. voltage [N-PE] Uc	255V	255V	255V
Nominal discharge current (8/20μs) In	100kA	100kA	100kA
Max. discharge current (8/20μs) Imax	200kA	200kA	200kA
Voltage protection level [L-N] Up	≤1.9kV	≤2.1kV	≤2.5kV
Voltage protection level 5kA [L-N] Up	≤0.6kV	≤1kV	≤1.2kV
Voltage protection level [N-PE] Up	≤1.5kV	≤1.5kV	≤1.5kV
Short-circuit withstand capacity I _{SCCR}	25kA	25kA	25kA
Temporary overvoltage TOV-withstand [L-N] U _T	335V/5sec.	400V/5sec.	500V/5sec.
Temporary overvoltage TOV-safe failure [L-N] U _T	440V/120min.	520V/120min.	650V/120min.
Temporary overvoltage TOV-withstand [N-PE] U _T	1200V/200ms	1200V/200ms	1200V/200ms
Follow current extinguishing capability a.c. [N-PE] I _{fi}	100Arms	100Arms	100Arms
Max. backup fuse	350A gG	350A gG	350A gG
Response time [L-N] t _A	≤25ns	≤25ns	≤25ns
Response time [N-PE] t _A	≤100ns	≤100ns	≤100ns
Operating temperature range Tu	-40°C-80°C	-40°C-80°C	-40°C-80°C
Operating state/fault indication	green/red	green/red	green/red
Cross-section area (Min.)	4 mm ²	4 mm ²	4 mm ²
Cross-section area (Max.)	35mm ²	35mm ²	35mm ²
For mounting on	35mm Din rail		
Enclosure material	Thermoplastic UL94-V0		
Degree of protection	IP20	IP20	IP20
Order Code	B17452	B17454	B17456
Order Code (With remote signaling)	B17453	B17455	B17457