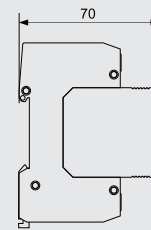
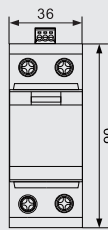
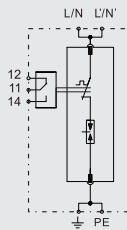


BR-25GR 1P

Type1 Surge Arrester



■ BR-25GR 1P can be used to build 2P, 3P and 4P surge arresters.

	BR-25GR 150 1P	BR-25GR 275 1P	BR-25GR 350 1P	
SPD classification according to EN61643-11	Type 1 + Type 2	Type 1 + Type 2	Type 1 + Type 2	
SPD classification according to IEC61643-11	Class I + Class II	Class I + Class II	Class I + Class II	
Nominal operating voltage	Un	120/240V (50/60Hz)	250/440V(50/60Hz)	
Max. continuous operating a.c. voltage	Uc	150V (50/60Hz)	275V (50/60Hz)	350V (50/60Hz)
Lightning impulse current (10/350µs)	Iimp	25kA	25kA	25kA
Nominal discharge current (8/20µs)	In	25kA	25kA	25kA
Maximum discharge current (8/20µs)	I _{max}	100kA	100kA	100kA
Quantity of electric charge	Q	12.5As	12.5As	12.5As
Specific energy	W/R	156kJ/Ω	156kJ/Ω	156kJ/Ω
Voltage protection level	Up	≤ 1.5kV	≤ 1.5kV	≤ 1.5kV
Short-circuit current rating a.c.	I _{sc}	25kA rms	25kA rms	25kA rms
Max. backup fuse		315A gG	315A gG	315A gG
Temporary overvoltage TOV-withstand	UT	230V/120min.	440V/120min.	580V/120min.
Leakage current	I _{PE}	< 2mA	< 2mA	< 2mA
Response time	t _A	≤ 100ns	≤ 100ns	≤ 100ns
Operating temperature range	T _u	-40°C-80°C	-40°C-80°C	-40°C-80°C
Operating state/fault indication		green/red	green/red	green/red
Cross-section area (Min.)		4mm ²	4mm ²	4mm ²
Cross-section area(Max.)		35mm ²	35mm ²	35mm ²
For mounting on		35mm Din rail	35mm Din rail	35mm Din rail
Enclosure material		Thermoplastic UL94-V0	Thermoplastic UL94-V0	Thermoplastic UL94-V0
Degree of protection		IP20	IP20	IP20
Order Code		B17126	B17139	B17152
Order Code (With remote signaling)		B17127	B17140	B17153