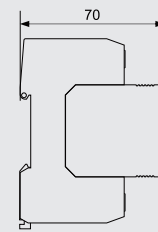
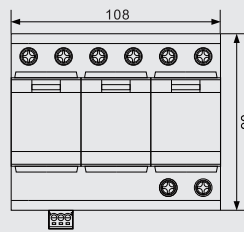
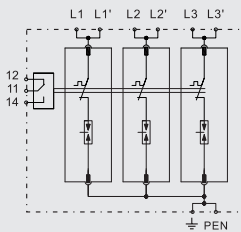



## BR-25GR 3P Type1 Surge Arrester



■ BR-25GR 3P is suitable for TN-C system.

|   | BR-25GR 150 3P     | BR-25GR 275 3P        | BR-25GR 350 3P        |
|---|--------------------|-----------------------|-----------------------|
| SPD classification according to EN61643-11  | Type 1 + Type 2    | Type 1 + Type 2       | Type 1 + Type 2       |
| SPD classification according to IEC61643-11 | Class I + Class II | Class I + Class II    | Class I + Class II    |
| Nominal operating voltage                   | Un                 | 120/240V (50/60Hz)    | 250/440V(50/60Hz)     |
| Max. continuous operating a.c. voltage      | Uc                 | 150V (50/60Hz)        | 275V (50/60Hz)        |
| Lightning impulse current (10/350µs)        | Iimp               | 25kA                  | 25kA                  |
| Nominal discharge current (8/20µs)          | In                 | 25kA                  | 25kA                  |
| Maximum discharge current (8/20µs)          | I <sub>max</sub>   | 100kA                 | 100kA                 |
| Quantity of electric charge                 | Q                  | 12.5As                | 12.5As                |
| Specific energy                             | W/R                | 156kJ/Ω               | 156kJ/Ω               |
| Voltage protection level                    | Up                 | ≤ 1.5kV               | ≤ 1.5kV               |
| Short-circuit current rating a.c.           | I <sub>sc</sub>    | 25kA rms              | 25kA rms              |
| Max. backup fuse                            |                    | 315A gG               | 315A gG               |
| Temporary overvoltage TOV-withstand         | U <sub>T</sub>     | 230V/120min.          | 440V/120min.          |
| Leakage current                             | I <sub>PE</sub>    | <0.5mA                | <0.5mA                |
| Response time                               | t <sub>A</sub>     | ≤ 100ns               | ≤ 100ns               |
| Operating temperature range                 | T <sub>u</sub>     | -40°C-80°C            | -40°C-80°C            |
| Operating state/fault indication            |                    | green/red             | green/red             |
| Cross-section area (Min.)                   |                    | 4mm <sup>2</sup>      | 4mm <sup>2</sup>      |
| Cross-section area(Max.)                    |                    | 35mm <sup>2</sup>     | 35mm <sup>2</sup>     |
| For mounting on                             |                    | 35mm Din rail         | 35mm Din rail         |
| Enclosure material                          |                    | Thermoplastic UL94-V0 | Thermoplastic UL94-V0 |
| Degree of protection                        |                    | IP20                  | IP20                  |
| Order Code                                  |                    | B17135                | B17148                |
| Order Code (With remote signaling)          |                    | B17136                | B17149                |