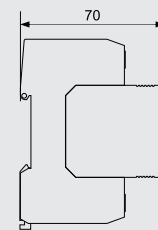
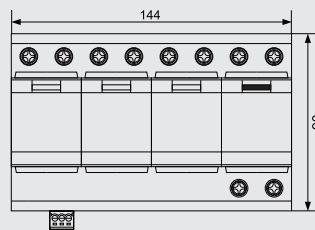
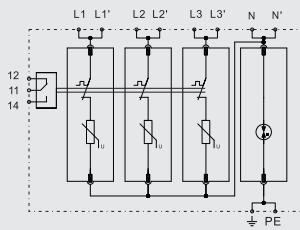



BR-25M 3+1

Type 1+Type 2+Type 3
Surge Arrester



■ BR-25M 3+1 surge arrester is suitable for TT and TN-S system.

	BR-25M 150 3+1	BR-25M 275 3+1	BR-25M 320 3+1
SPD classification according to EN61643-11	Type 1 + Type 2 + Type 3	Type 1 + Type 2 + Type 3	Type 1 + Type 2 + Type 3
SPD classification according to IEC61643-11	Class I + Class II + Class III	Class I + Class II + Class III	Class I + Class II + Class III
Nominal operating voltage	Un	120/240V (50/60Hz)	250/440V(50/60Hz)
Max. continuous operating a.c. voltage	Uc (L-N/N-PE)	150V/255V (50/60Hz)	275V/255V (50/60Hz)
Lightning impulse current (10/350µs)	Iimp (L-N/N-PE)	25kA/100kA	25kA/100kA
Total discharge current (10/350µs)	Itotal	100kA	100kA
Nominal discharge current (8/20µs)	In (L-N/N-PE)	25kA/100kA	25kA/100kA
Maximum discharge current (8/20µs)	I _{max} (L-N/N-PE)	120kA/200kA	120kA/200kA
Combined impulse	Uoc	20kV	20kV
Quantity of electric charge (L-N,N-PE)	Q	12.5As, 50As	12.5As, 50As
Specific energy (L-N,N-PE)	W/R	156kJ/Ω, 2500kJ/Ω	156kJ/Ω, 2500kJ/Ω
Voltage protection level	Up (L-N/N-PE)	≤0.8kV/≤1.5kV	≤1.3kV/≤1.5kV
Short-circuit current rating a.c.	I _{SCCR} (L-N/N-PE)	25kA rms/100A rms	25kA rms/100A rms
Max. backup fuse		200A gG	200A gG
Temporary overvoltage TOV-withstand	U _T (L-N)	180V/5sec.	335V/5sec.
Temporary overvoltage TOV-safe failure	U _T (L-N)	230V/120min.	440V/120min.
Temporary overvoltage TOV-withstand	U _T (N-PE)	1200V/200ms	1200V/200ms
Leakage current	I _{PE}	None	None
Response time	t _A	≤25ns/≤100ns	≤25ns/≤100ns
Operating temperature range	T _u	-40°C-80°C	-40°C-80°C
Operating state/fault indication		green/red	green/red
Cross-section area (Min.)		4mm ²	4mm ²
Cross-section area(Max.)		35mm ²	35mm ²
For mounting on		35mm Din rail	35mm Din rail
Enclosure material		Thermoplastic UL94-V0	Thermoplastic UL94-V0
Degree of protection		IP20	IP20
Order Code		B17208	B17221
Order Code (With remote signaling)		B17209	B17222