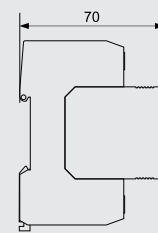
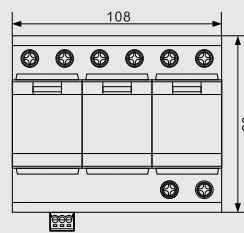
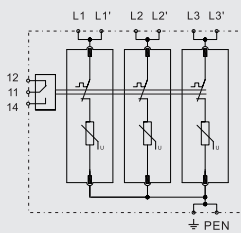


BR-25M 3P

Type 1+Type 2+Type 3
Surge Arrester



■ BR-25M 3P is suitable for TN-C system.

		BR-25M 150 3P	BR-25M 275 3P	BR-25M 320 3P
SPD classification according to EN61643-11		Type 1 + Type 2 + Type 3	Type 1 + Type 2 + Type 3	Type 1 + Type 2 + Type 3
SPD classification according to IEC61643-11		Class I + Class II + Class III	Class I + Class II + Class III	Class I + Class II + Class III
Nominal operating voltage	Un	120/240V (50/60Hz)	230/400V (50/60Hz)	250/440V(50/60Hz)
Max. continuous operating a.c. voltage	Uc	150V (50/60Hz)	275V (50/60Hz)	320V (50/60Hz)
Lightning impulse current (10/350µs)	Iimp	25kA	25kA	25kA
Total discharge current (10/350µs)	Itotal	75kA	75kA	75kA
Nominal discharge current (8/20µs)	In	25kA	25kA	25kA
Maximum discharge current (8/20µs)	Imax	120kA	120kA	120kA
Combined impulse	Uoc	20kV	20kV	20kV
Quantity of electric charge	Q	12.5As	12.5As	12.5As
Specific energy	W/R	156kJ/Ω	156kJ/Ω	156kJ/Ω
Voltage protection level	Up	≤0.8kV	≤1.3kV	≤1.3kV
Short-circuit current rating a.c.	I _{SCCR}	25kA rms	25kA rms	25kA rms
Max. backup fuse		200A gG	200A gG	200A gG
Temporary overvoltage TOV-withstand	UT	180V/5sec.	335V/5sec.	400V/5sec.
Temporary overvoltage TOV-safe failure	UT	230V/120min.	440V/120min.	520V/120min.
Leakage current	I _{PE}	<0.5mA	<0.5mA	<0.5mA
Response time	t _A	≤25ns	≤25ns	≤25ns
Operating temperature range	Tu	-40°C-80°C	-40°C-80°C	-40°C-80°C
Operating state/fault indication		green/red	green/red	green/red
Cross-section area (Min.)		4mm ²	4mm ²	4mm ²
Cross-section area(Max.)		35mm ²	35mm ²	35mm ²
For mounting on		35mm Din rail	35mm Din rail	35mm Din rail
Enclosure material		Thermoplastic UL94-V0	Thermoplastic UL94-V0	Thermoplastic UL94-V0
Degree of protection		IP20	IP20	IP20
Order Code		B17202	B18133	B17215
Order Code (With remote signaling)		B17203	B18134	B17216