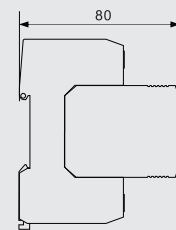
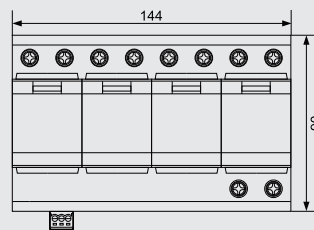
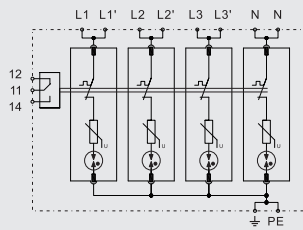



BR-25VG 4P

Type 1+Type 2+Type 3
Surge Arrester



■ BR-25VG 4P is suitable for TN-S system.

	BR-25VG 320 4P	BR-25VG 440 4P	BR-25VG 690 4P
SPD classification according to EN61643-11	Type 1 + Type 2 + Type 3	Type 1 + Type 2 + Type 3	Type 1 + Type 2 + Type 3
SPD classification according to IEC61643-11	Class I + Class II + Class III	Class I + Class II + Class III	Class I + Class II + Class III
Nominal operating voltage	Un	250/440V(50/60Hz)	400/690V(50/60Hz)
Max. continuous operating a.c. voltage	Uc	320V(50/60Hz)	440V(50/60Hz)
Lightning impulse current (10/350µs)	Iimp	25kA	25kA
Total discharge current (10/350µs)	Itotal	100kA	100kA
Nominal discharge current (8/20µs)	In	30kA	30kA
Maximum discharge current (8/20µs)	Imax	100kA	100kA
Combined impulse	Uoc	20kV	20kV
Quantity of electric charge	Q	12.5As	12.5As
Specific energy	W/R	156kJ/Ω	156kJ/Ω
Voltage protection level	Up	≤1.5 kV	≤1.8 kV
Short-circuit current rating a.c.	I _{SCCR}	25kA rms	25kA rms
Max. backup fuse		200A gG	200A gG
Temporary overvoltage TOV-withstand	UT	400V/5sec.	580V/5sec.
Temporary overvoltage TOV-safe failure	UT	520V/120min.	765V/120min.
Leakage current	I _{PE}	None	None
Response time	t _A	≤100ns	≤100ns
Operating temperature range	Tu	-40°C-80°C	-40°C-80°C
Operating state/fault indication		green/red	green/red
Cross-section area (Min.)		4mm ²	4mm ²
Cross-section area(Max.)		35mm ²	35mm ²
For mounting on		35mm Din rail	35mm Din rail
Enclosure material		Thermoplastic UL94-V0	Thermoplastic UL94-V0
Degree of protection		IP20	IP20
Order Code		B17261	B17285
Order Code (With remote signaling)		B17262	B17286