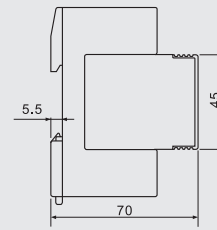
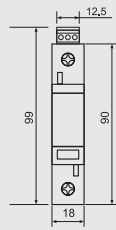
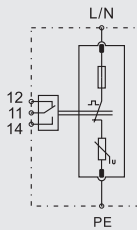


BR-30FU 1P

Type 2 Surge Arrester

Backup fuse built inside the SPD



■ BR-30FU 1P can be used to build 2P, 3P and 4P surge arresters. No backup fuse or breakers needed.

	BR-30FU 150 1P	BR-30FU 275 1P	BR-30FU 320 1P	BR-30FU 385 1P	BR-30FU 440 1P	
SPD classification according to EN61643-11	Type 2	Type 2	Type 2	Type 2	Type 2	
SPD classification according to IEC61643-11	Class II	Class II	Class II	Class II	Class II	
Max. continuous operating a.c. voltage	Uc	150V	275V	320V	385V	440V
Nominal discharge current (8/20μs)	In	15kA	15kA	15kA	15kA	15kA
Max. discharge current (8/20μs)	Imax	30kA	30kA	30kA	30kA	30kA
Voltage protection level	Up	≤0.8kV	≤1.3kV	≤1.5kV	≤1.8kV	≤2.0kV
Voltage protection level 5kA	Up	≤0.6kV	≤1kV	≤1.2kV	≤1.3kV	≤1.5kV
Short-circuit withstand capacity	IscCR	25kA	25kA	25kA	25kA	25kA
Temporary overvoltage TOV-withstand	UT	180V/5sec.	335V/5sec.	400V/5sec.	500V/5sec.	580V/5sec.
Temporary overvoltage TOV-safe failure	UT	230V/120min.	440V/120min.	520V/120min.	650V/120min.	765V/120min.
Leakage current	IPE	<1mA	<1mA	<1mA	<1mA	<1mA
Response time	tA	≤25ns	≤25ns	≤25ns	≤25ns	≤25ns
Operating temperature range	Tu	-40°C-80°C	-40°C-80°C	-40°C-80°C	-40°C-80°C	-40°C-80°C
Operating state/fault indication		green/red	green/red	green/red	green/red	green/red
Cross-section area (Min.)		4 mm ²	4 mm ²	4 mm ²	4 mm ²	4 mm ²
Cross-section area (Max.)		35mm ²	35mm ²	35mm ²	35mm ²	35mm ²
For mounting on	35mm Din rail					
Enclosure material	Thermoplastic UL94-V0					
Degree of protection	IP20	IP20	IP20	IP20	IP20	
Order Code	B16100	B16112	B16124	B16136	B16148	
Order Code (With remote signaling)	B16101	B16113	B16125	B16137	B16149	