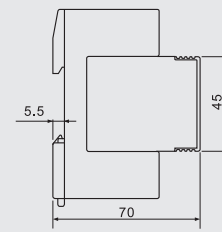
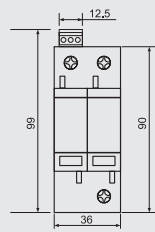
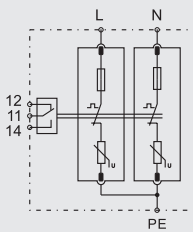



BR-30FU 2P

Type 2 Surge Arrester

Backup fuse built inside the SPD



BR-30FU 2 pole surge arrester is suitable for single phase TN system. No backup fuse or breakers needed.

	BR-30FU 150 2P	BR-30FU 275 2P	BR-30FU 320 2P	BR-30FU 385 2P	BR-30FU 440 2P	
SPD classification according to EN61643-11	Type 2	Type 2	Type 2	Type 2	Type 2	
SPD classification according to IEC61643-11	Class II	Class II	Class II	Class II	Class II	
Max. continuous operating a.c. voltage	Uc	150V	275V	320V	385V	440V
Nominal discharge current (8/20μs)	In	15kA	15kA	15kA	15kA	15kA
Max. discharge current (8/20μs)	I _{max}	30kA	30kA	30kA	30kA	30kA
Voltage protection level	Up	≤0.8kV	≤1.3kV	≤1.5kV	≤1.8kV	≤2.0kV
Voltage protection level 5kA	Up	≤0.6kV	≤1kV	≤1.2kV	≤1.3kV	≤1.5kV
Short-circuit withstand capacity	I _{SCCR}	25kA	25kA	25kA	25kA	25kA
Temporary overvoltage TOV-withstand	U _T	180V/5sec.	335V/5sec.	400V/5sec.	500V/5sec.	580V/5sec.
Temporary overvoltage TOV-safe failure	U _T	230V/120min.	440V/120min.	520V/120min.	650V/120min.	765V/120min.
Leakage current	I _{PE}	<1mA	<1mA	<1mA	<1mA	<1mA
Response time	t _A	≤25ns	≤25ns	≤25ns	≤25ns	≤25ns
Operating temperature range	T _u	-40°C-80°C	-40°C-80°C	-40°C-80°C	-40°C-80°C	-40°C-80°C
Operating state/fault indication		green/red	green/red	green/red	green/red	green/red
Cross-section area (Min.)		4 mm ²	4 mm ²	4 mm ²	4 mm ²	4 mm ²
Cross-section area (Max.)		35mm ²	35mm ²	35mm ²	35mm ²	35mm ²
For mounting on	35mm Din rail					
Enclosure material	Thermoplastic UL94-V0					
Degree of protection	IP20	IP20	IP20	IP20	IP20	
Order Code	B16102	B16114	B16126	B16138	B16150	
Order Code (With remote signaling)	B16103	B16115	B16127	B16139	B16151	