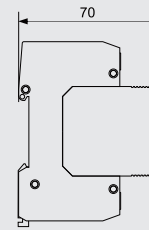
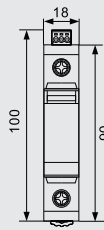
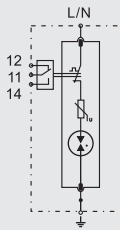


## BR-40VG 1P

Type 2 Surge Arrester



BR-40VG 1P can be used to build 2P, 3P and 4P surge arresters.

	BR-40VG 150 1P	BR-40VG 275 1P	BR-40VG 320 1P	BR-40VG 385 1P	BR-40VG 440 1P	
SPD classification according to EN61643-11	Type 2	Type 2	Type 2	Type 2	Type 2	
SPD classification according to IEC61643-11	Class II	Class II	Class II	Class II	Class II	
Max. continuous operating a.c. voltage	Uc	150V	275V	320V	385V	440V
Nominal discharge current (8/20μs)	In	20kA	20kA	20kA	20kA	20kA
Max. discharge current (8/20μs)	Imax	40kA	40kA	40kA	40kA	40kA
Voltage protection level	Up	≤1.3kV	≤1.3kV	≤1.5kV	≤1.8kV	≤2.0kV
Max. backup fuse		100A gG	100A gG	100A gG	100A gG	100A gG
Short-circuit withstand capacity	IscCR	25kA	25kA	25kA	25kA	25kA
Temporary overvoltage TOV-withstand	UT	180V/5sec.	335V/5sec.	400V/5sec.	500V/5sec.	580V/5sec.
Temporary overvoltage TOV-safe failure	UT	230V/120min.	440V/120min.	520V/120min.	650V/120min.	765V/120min.
Leakage current	IPE	None	None	None	None	None
Response time	tA	≤100ns	≤100ns	≤100ns	≤100ns	≤100ns
Operating temperature range	Tu	-40°C-80°C	-40°C-80°C	-40°C-80°C	-40°C-80°C	-40°C-80°C
Operating state/fault indication		green/red	green/red	green/red	green/red	green/red
Cross-section area (Min.)		4 mm <sup>2</sup>	4 mm <sup>2</sup>	4 mm <sup>2</sup>	4 mm <sup>2</sup>	4 mm <sup>2</sup>
Cross-section area (Max.)		35mm <sup>2</sup>	35mm <sup>2</sup>	35mm <sup>2</sup>	35mm <sup>2</sup>	35mm <sup>2</sup>
For mounting on	35mm Din rail					
Enclosure material	Thermoplastic UL94-V0					
Degree of protection	IP20	IP20	IP20	IP20	IP20	
Order Code	B17500	B17512	B17524	B17536	B17548	
Order Code (With remote signaling)	B17501	B17513	B17525	B17537	B17549	