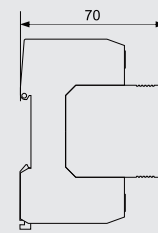
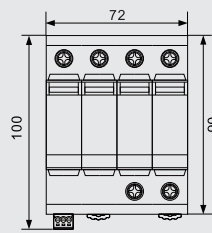
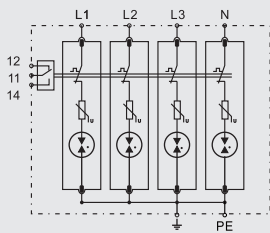


BR-40VG 4P

Type 2 Surge Arrester



BR-40VG 4 pole surge arrester is suitable for TN-S system.

	BR-40VG 150 4P	BR-40VG 275 4P	BR-40VG 320 4P	BR-40VG 385 4P	BR-40VG 440 4P
SPD classification according to EN61643-11	Type 2	Type 2	Type 2	Type 2	Type 2
SPD classification according to IEC61643-11	Class II	Class II	Class II	Class II	Class II
Max. continuous operating a.c. voltage U_c	150V	275V	320V	385V	440V
Nominal discharge current (8/20 μ s) I_n	20kA	20kA	20kA	20kA	20kA
Max. discharge current (8/20 μ s) I_{max}	40kA	40kA	40kA	40kA	40kA
Voltage protection level U_p	$\leq 1.3kV$	$\leq 1.3kV$	$\leq 1.5kV$	$\leq 1.8kV$	$\leq 2.0kV$
Max. backup fuse	100A gG	100A gG	100A gG	100A gG	100A gG
Short-circuit withstand capacity I_{SCCR}	25kA	25kA	25kA	25kA	25kA
Temporary overvoltage TOV-withstand U_T	180V/5sec.	335V/5sec.	400V/5sec.	500V/5sec.	580V/5sec.
Temporary overvoltage TOV-safe failure U_T	230V/120min.	440V/120min.	520V/120min.	650V/120min.	765V/120min.
Leakage current I_{PE}	None	None	None	None	None
Response time t_A	$\leq 100ns$	$\leq 100ns$	$\leq 100ns$	$\leq 100ns$	$\leq 100ns$
Operating temperature range T_u	-40°C-80°C	-40°C-80°C	-40°C-80°C	-40°C-80°C	-40°C-80°C
Operating state/fault indication	green/red	green/red	green/red	green/red	green/red
Cross-section area (Min.)	4 mm ²	4 mm ²	4 mm ²	4 mm ²	4 mm ²
Cross-section area (Max.)	35mm ²	35mm ²	35mm ²	35mm ²	35mm ²
For mounting on	35mm Din rail				
Enclosure material	Thermoplastic UL94-V0				
Degree of protection	IP20	IP20	IP20	IP20	IP20
Order Code	B17506	B17518	B17530	B17542	B17554
Order Code (With remote signaling)	B17507	B17519	B17531	B17543	B17555