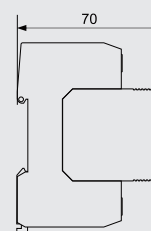
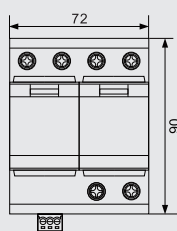
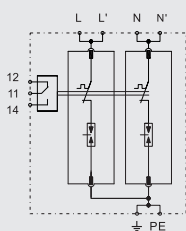


## BR-50GR 2P Type 1 Surge Arrester



■ BR-50GR 2P surge arrester is suitable for single phase TN system.

	BR-50GR 150 2P	BR-50GR 275 2P	BR-50GR 350 2P	
SPD classification according to EN61643-11	Type 1 + Type 2	Type 1 + Type 2	Type 1 + Type 2	
SPD classification according to IEC61643-11	Class I + Class II	Class I + Class II	Class I + Class II	
Nominal operating voltage	Un	120/240V (50/60Hz)	250/440V(50/60Hz)	
Max. continuous operating a.c. voltage	Uc	150V (50/60Hz)	275V (50/60Hz)	350V (50/60Hz)
Lightning impulse current (10/350µs)	Iimp	50kA	50kA	50kA
Nominal discharge current (8/20µs)	In	50kA	50kA	50kA
Maximum discharge current (8/20µs)	I <sub>max</sub>	160kA	160kA	160kA
Quantity of electric charge	Q	25As	25As	25As
Specific energy	W/R	625kJ/Ω	625kJ/Ω	625kJ/Ω
Voltage protection level	Up	≤ 1.5kV	≤ 1.5kV	≤ 1.5kV
Short-circuit current rating a.c.	I <sub>SCCR</sub>	25kA rms	25kA rms	25kA rms
Max. backup fuse		315A gG	315A gG	315A gG
Temporary overvoltage TOV-withstand	UT	230V/120min.	440V/120min.	580V/120min.
Leakage current	I <sub>PE</sub>	<0.1mA	<0.1mA	<0.1mA
Response time	t <sub>A</sub>	≤ 100ns	≤ 100ns	≤ 100ns
Operating temperature range	T <sub>u</sub>	-40°C - 80°C	-40°C - 80°C	-40°C - 80°C
Operating state/fault indication		green/red	green/red	green/red
Cross-section area (Min.)		4mm <sup>2</sup>	4mm <sup>2</sup>	4mm <sup>2</sup>
Cross-section area(Max.)		35mm <sup>2</sup>	35mm <sup>2</sup>	35mm <sup>2</sup>
For mounting on		35mm Din rail	35mm Din rail	35mm Din rail
Enclosure material		Thermoplastic UL94-V0	Thermoplastic UL94-V0	Thermoplastic UL94-V0
Degree of protection		IP20	IP20	IP20
Order Code		B17162	B18127	B17188
Order Code (With remote signaling)		B17163	B18128	B17189