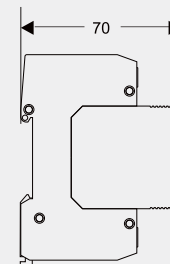
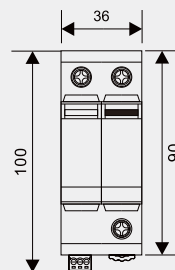
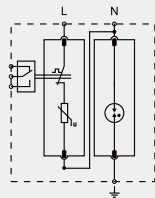


BR-60 1+1

Type 2 Surge Arrester



BR-60 1+1 surge arrester is suitable for TT and TN-S system.

	BR-60 150 1+1	BR-60 275 1+1	BR-60 320 1+1	BR-60 385 1+1
SPD classification according to EN61643-11	Type 2	Type 2	Type 2	Type 2
SPD classification according to IEC61643-11	Class II	Class II	Class II	Class II
Max. continuous operating a.c. voltage [L-N] U _c	150V	275V	320V	385V
Max. continuous operating a.c. voltage [N-PE] U _c	255V	255V	255V	255V
Nominal discharge current (8/20μs) I _n	30kA	30kA	30kA	30kA
Max. discharge current (8/20μs) I _{max}	60kA	60kA	60kA	60kA
Voltage protection level [L-N] U _p	≤1.0kV	≤1.6kV	≤1.8kV	≤2.2kV
Voltage protection level 5kA [L-N] U _p	≤0.5kV	≤0.6kV	≤1kV	≤1.2kV
Voltage protection level [N-PE] U _p	≤1.5kV	≤1.5kV	≤1.5kV	≤1.5kV
Short-circuit withstand capacity I _{SCCR}	25kA	25kA	25kA	25kA
Temporary overvoltage TOV-withstand [L-N] U _T	175V/5sec.	335V/5sec.	350V/5sec.	550V/5sec.
Temporary overvoltage TOV-safe failure [L-N] U _T	250V/120min.	440V/120min.	550V/120min.	660V/120min.
Temporary overvoltage TOV-withstand [N-PE] U _T	1200V/200ms	1200V/200ms	1200V/200ms	1200V/200ms
Follow current extinguishing capability a.c. [N-PE] I _{fi}	100Arms	100Arms	100Arms	100Arms
Max. backup fuse	160A gG	160A gG	160A gG	160A gG
Response time [L-N] t _A	≤25ns	≤25ns	≤25ns	≤25ns
Response time [N-PE] t _A	≤100ns	≤100ns	≤100ns	≤100ns
Operating temperature range T _u	-40°C-80°C	-40°C-80°C	-40°C-80°C	-40°C-80°C
Operating state/fault indication	green/red	green/red	green/red	green/red
Cross-section area (Min.)	4 mm ²	4 mm ²	4 mm ²	4 mm ²
Cross-section area (Max.)	35mm ²	35mm ²	35mm ²	35mm ²
For mounting on	35mm Din rail			
Enclosure material	Thermoplastic UL94-V0			
Degree of protection	IP20	IP20	IP20	IP20
Order Code	B18811	B18813	B18815	B18817
Order Code (With remote signaling)	B18812	B18814	B18816	B18818