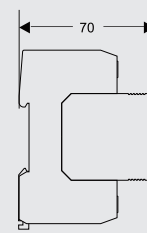
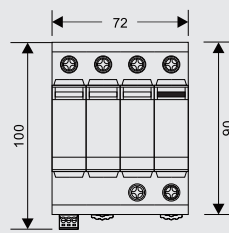
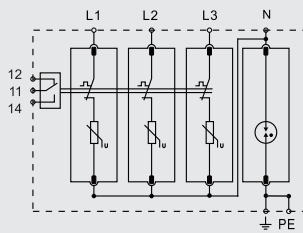



BR-60 3+1

Type 2 Surge Arrester



■ BR-60 3+1 surge arrester is suitable for TT and TN-S system.

	BR-60 150 3+1	BR-60 275 3+1	BR-60 320 3+1	BR-60 385 3+1
SPD classification according to EN61643-11	Type 2	Type 2	Type 2	Type 2
SPD classification according to IEC61643-11	Class II	Class II	Class II	Class II
Max. continuous operating a.c. voltage [L-N] Uc	150V	275V	320V	385V
Max. continuous operating a.c. voltage [N-PE] Uc	255V	255V	255V	255V
Nominal discharge current (8/20μs) In	30kA	30kA	30kA	30kA
Max. discharge current (8/20μs) Imax	60kA	60kA	60kA	60kA
Voltage protection level [L-N] Up	≤1.0kV	≤1.6kV	≤1.8kV	≤2.2kV
Voltage protection level 5kA [L-N] Up	≤0.5kV	≤0.6kV	≤1kV	≤1.2kV
Voltage protection level [N-PE] Up	≤1.5kV	≤1.5kV	≤1.5kV	≤1.5kV
Short-circuit withstand capacity IsCCR	25kA	25kA	25kA	25kA
Temporary overvoltage TOV-withstand [L-N] UT	180V/5sec.	335V/5sec.	400V/5sec.	500V/5sec.
Temporary overvoltage TOV-safe failure [L-N] UT	230V/120min.	440V/120min.	520V/120min.	650V/120min.
Temporary overvoltage TOV-withstand [N-PE] UT	1200V/200ms	1200V/200ms	1200V/200ms	1200V/200ms
Follow current extinguishing capability a.c. [N-PE] Ifi	100Arms	100Arms	100Arms	100Arms
Max. backup fuse	160A gG	160A gG	160A gG	160A gG
Response time [L-N] tA	≤25ns	≤25ns	≤25ns	≤25ns
Response time [N-PE] tA	≤100ns	≤100ns	≤100ns	≤100ns
Operating temperature range Tu	-40°C-80°C	-40°C-80°C	-40°C-80°C	-40°C-80°C
Operating state/fault indication	green/red	green/red	green/red	green/red
Cross-section area (Min.)	4 mm ²	4 mm ²	4 mm ²	4 mm ²
Cross-section area (Max.)	35mm ²	35mm ²	35mm ²	35mm ²
For mounting on	35mm Din rail			
Enclosure material	Thermoplastic UL94-V0			
Degree of protection	IP20	IP20	IP20	IP20
Order Code	B18801	B18803	B18805	B18807
Order Code (With remote signaling)	B18802	B18804	B18806	B18808