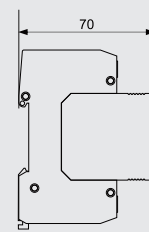
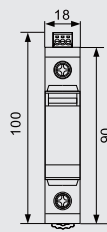
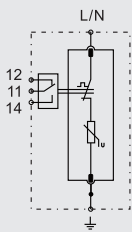


BR-7M 1P

T1+T2 Surge Arrester



BR-7M 1P can be used to build 2P, 3P and 4P surge arresters.

		BR-7M 150 1P	BR-7M 275 1P	BR-7M 320 1P
SPD classification according to EN61643-11		Type 1 + Type 2	Type 1 + Type 2	Type 1 + Type 2
SPD classification according to IEC61643-11		Class I + Class II	Class I + Class II	Class I + Class II
Max. continuous operating a.c. voltage	U_c	150V	275V	320V
Lightning impulse current (10/350 μ s)	I_{imp}	7kA	7kA	7kA
Nominal discharge current (8/20 μ s)	I_n	20kA	20kA	20kA
Max. discharge current (8/20 μ s)	I_{max}	50kA	50kA	50kA
Voltage protection level	U_p	$\leq 0.8kV$	$\leq 1.3kV$	$\leq 1.5kV$
Specific energy	W/R	12.25kJ/ Ω	12.25kJ/ Ω	12.25kJ/ Ω
Short circuit withstand capacity	I_{SCCR}	25kA	25kA	25kA
Temporary overvoltage TOV-withstand	U_T	180V/5sec.	335V/5sec.	400V/5sec.
Temporary overvoltage TOV-safe failure	U_T	230V/120min.	440V/120min.	520V/120min.
Max. backup fuse		125A gG	125A gG	125A gG
Leakage current	I_{PE}	< 1mA	< 1mA	< 1mA
Response time	t_A	$\leq 25ns$	$\leq 25ns$	$\leq 25ns$
Operating temperature range	T_u	-40 $^{\circ}C$ -80 $^{\circ}C$	-40 $^{\circ}C$ -80 $^{\circ}C$	-40 $^{\circ}C$ -80 $^{\circ}C$
Operating state/fault indication		green/red	green/red	green/red
Cross-section area (Min.)		4mm ²	4mm ²	4mm ²
Cross-section area (Max.)		35mm ²	35mm ²	35mm ²
For mounting on		35mm Din rail		
Enclosure material		Thermoplastic UL94-V0		
Degree of protection		IP20	IP20	IP20
Order Code		B17318	B17320	B17322
Order Code (With remote signaling)		B17319	B17321	B17323