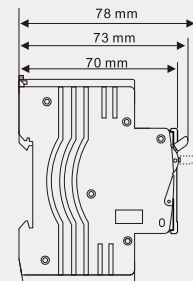
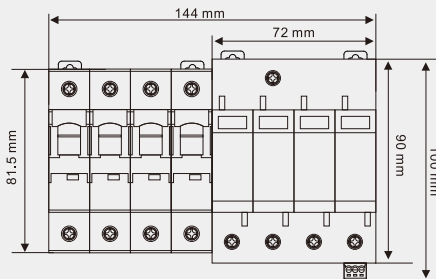
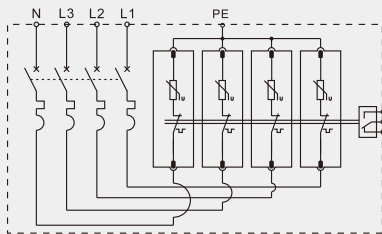


BRCB-15/30/40 TP

Type 2 Surge Arrester
Combined with Mini Circuit Breaker

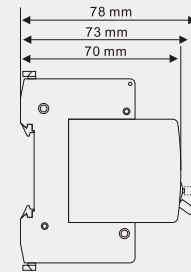
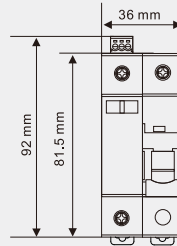
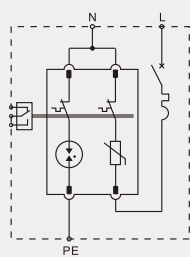


■ BRCB combined surge arrester can provide surge protection for TN-S system.

	BRCB-15 TP	BRCB-30 TP	BRCB-40 TP
SPD classification according to EN61643-11	Type 2	Type 2	Type 2
SPD classification according to IEC61643-11	Class II	Class II	Class II
Nominal a.c. voltage U_n	230V	230V	230V
Max. continuous operating a.c. voltage U_c	275V	275V	275V
Mcb rated current	16A	20A	32A
Nominal discharge current (8/20 μ s) I_n	5kA	15kA	20kA
Max. discharge current (8/20 μ s) I_{max}	15kA	30kA	40kA
Voltage protection level U_p	$\leq 1.1kV$	$\leq 1.3kV$	$\leq 1.3kV$
Response time t_A	$\leq 25ns$	$\leq 25ns$	$\leq 25ns$
Operating temperature range T_u	-40°C-80°C	-40°C-80°C	-40°C-80°C
Operating state/fault indication	green/red	green/red	green/red
Cross-section area (Min.)	2.5mm ²	2.5mm ²	2.5mm ²
Cross-section area (Max.)	15mm ²	15mm ²	15mm ²
For mounting on	35mm Din rail	35mm Din rail	35mm Din rail
Enclosure material	Thermoplastic UL-94V0		
Degree of protection	IP20	IP20	IP20
Order Code	B7914	B7916	B7918
Order Code(with remote signal)	B7915	B7917	B7919

BRCB-15/30/40

Type 2 Surge Arrester
Combined with Mini Circuit Breaker



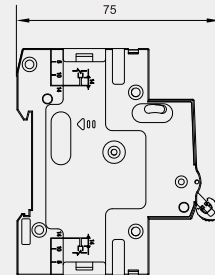
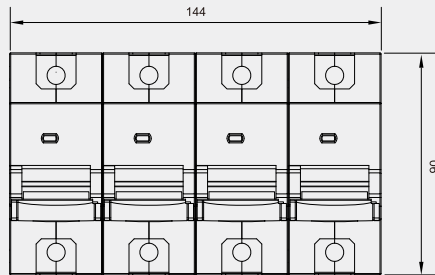
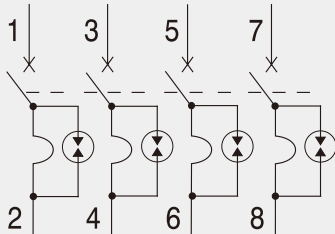
■ BRCB combined surge arrester can provide surge protection for TN system.

	BRCB-15	BRCB-30	BRCB-40
SPD classification according to EN61643-11	Type 2	Type 2	Type 2
SPD classification according to IEC61643-11	Class II	Class II	Class II
Nominal a.c. voltage U_n	230V	230V	230V
Max. continuous operating a.c. voltage U_c	275V	275V	275V
Mcb rated current	16A	20A	32A
Nominal discharge current (8/20 μ s) I_n	5kA	15kA	20kA
Max. discharge current (8/20 μ s) I_{max}	15kA	30kA	40kA
Voltage protection level U_p	$\leq 1.1kV$	$\leq 1.3kV$	$\leq 1.3kV$
Response time t_A	$\leq 25ns$	$\leq 25ns$	$\leq 25ns$
Operating temperature range T_u	-40°C-80°C	-40°C-80°C	-40°C-80°C
Operating state/fault indication	green/red	green/red	green/red
Cross-section area (Min.)	2.5mm ²	2.5mm ²	2.5mm ²
Cross-section area (Max.)	15mm ²	15mm ²	15mm ²
For mounting on	35mm Din rail	35mm Din rail	35mm Din rail
Enclosure material	Thermoplastic UL-94V0		
Degree of protection	IP20	IP20	IP20
Order Code	B8460	B8462	B8464
Order Code(with remote signal)	B8461	B8463	B8465

BRSCB-I-25

MCB for Surge Arrester

MCB specially designed for Surge Arrester It can cut the leakage current to 3A. Therefore prevent possible fire hazard caused by degenerated SPD.



■ Special MCB designed to protect the SPD.

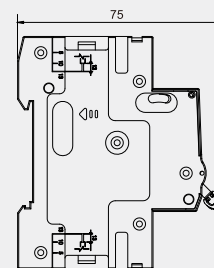
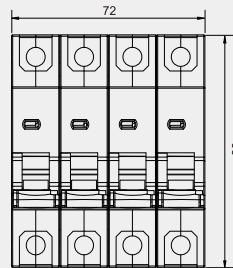
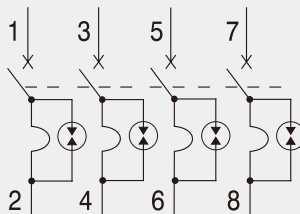
		BRSCB-I-25-4P	BRSCB-I-25-3P	BRSCB-I-25-2P	BRSCB-I-25-1P
Nominal a.c. voltage	Un	500V	500V	500V	500V
Impulse current (10/350µs)	Iimp	25kA	25kA	25kA	25kA
Nominal discharge current (8/20µs)	In	50kA	50kA	50kA	50kA
Max. discharge current (8/20µs)	I _{max}	100kA	100kA	100kA	100kA
Operating temperature range	Tu	-40°C-80°C	-40°C-80°C	-40°C-80°C	-40°C-80°C
Operating state/fault indication		green/red	green/red	green/red	green/red
Cross-section area (Min.)		2.5mm ²	2.5mm ²	2.5mm ²	2.5mm ²
Cross-section area (Max.)		35mm ²	35mm ²	35mm ²	35mm ²
For mounting on		35mm Din rail	35mm Din rail	35mm Din rail	35mm Din rail
Enclosure material		Thermoplastic UL94-V0			
Degree of protection		IP20	IP20	IP20	IP20
Order Code		B8484	B8485	B8486	B8487



BRSCB-I-12.5

MCB for Surge Arrester

MCB specially designed for Surge Arrester It can cut the leakage current to 3A. Therefore prevent possible fire hazard caused by degenerated SPD.



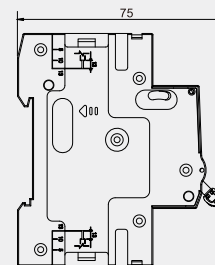
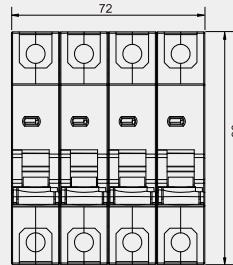
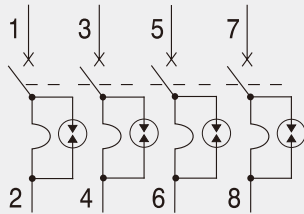
■ Special MCB designed to protect the SPD.

		BRSCB-I-12.5-4P	BRSCB-I-12.5-3P	BRSCB-I-12.5-2P	BRSCB-I-12.5-1P
Nominal a.c. voltage	Un	500V	500V	500V	500V
Impulse current (10/350µs)	Iimp	12.5kA	12.5kA	12.5kA	12.5kA
Nominal discharge current (8/20µs)	In	25kA	25kA	25kA	25kA
Max. discharge current (8/20µs)	I _{max}	60kA	60kA	60kA	60kA
Operating temperature range	Tu	-40°C–80°C	-40°C–80°C	-40°C–80°C	-40°C–80°C
Operating state/fault indication		green/red	green/red	green/red	green/red
Cross-section area (Min.)		2.5mm ²	2.5mm ²	2.5mm ²	2.5mm ²
Cross-section area (Max.)		35mm ²	35mm ²	35mm ²	35mm ²
For mounting on		35mm Din rail	35mm Din rail	35mm Din rail	35mm Din rail
Enclosure material		Thermoplastic UL94-V0			
Degree of protection		IP20	IP20	IP20	IP20
Order Code		B8488	B8489	B8490	B8491

BRSCB-80

MCB for Surge Arrester

MCB specially designed for Surge Arrester It can cut the leakage current to 3A. Therefore prevent possible fire hazard caused by degenerated SPD.



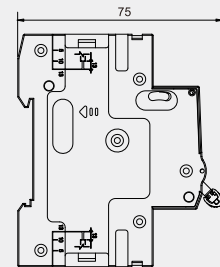
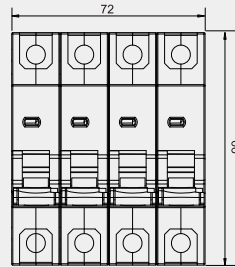
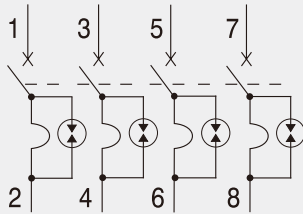
■ Special MCB designed to protect the SPD.

		BRSCB-80-4P	BRSCB-80-3P	BRSCB-80-2P	BRSCB-80-1P
Nominal a.c. voltage	Un	500V	500V	500V	500V
Nominal discharge current (8/20μs)	In	40kA	40kA	40kA	40kA
Max. discharge current (8/20μs)	Imax	80kA	80kA	80kA	80kA
Operating temperature range	Tu	-40°C-80°C	-40°C-80°C	-40°C-80°C	-40°C-80°C
Operating state/fault indication		green/red	green/red	green/red	green/red
Cross-section area (Min.)		2.5mm ²	2.5mm ²	2.5mm ²	2.5mm ²
Cross-section area (Max.)		35mm ²	35mm ²	35mm ²	35mm ²
For mounting on		35mm Din rail	35mm Din rail	35mm Din rail	35mm Din rail
Enclosure material		Thermoplastic UL94-V0			
Degree of protection		IP20	IP20	IP20	IP20
Order Code		B8472	B8473	B8474	B8475

BRSCB-40

MCB for Surge Arrester

MCB specially designed for Surge Arrester It can cut the leakage current to 3A. Therefore prevent possible fire hazard caused by degenerated SPD.



■ Special MCB designed to protect the SPD.

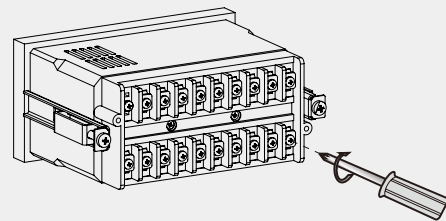
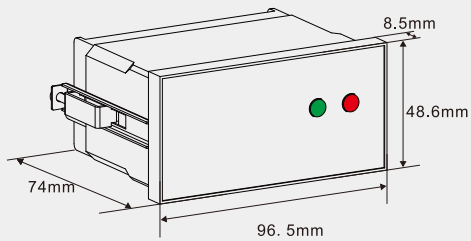
		BRSCB-40-4P	BRSCB-40-3P	BRSCB-40-2P	BRSCB-40-1P
Nominal a.c. voltage	Un	500V	500V	500V	500V
Nominal discharge current (8/20μs)	In	20kA	20kA	20kA	20kA
Max. discharge current (8/20μs)	I _{max}	40kA	40kA	40kA	40kA
Operating temperature range	Tu	-40°C-80°C	-40°C-80°C	-40°C-80°C	-40°C-80°C
Operating state/fault indication		green/red	green/red	green/red	green/red
Cross-section area (Min.)		2.5mm ²	2.5mm ²	2.5mm ²	2.5mm ²
Cross-section area (Max.)		35mm ²	35mm ²	35mm ²	35mm ²
For mounting on		35mm Din rail	35mm Din rail	35mm Din rail	35mm Din rail
Enclosure material		Thermoplastic UL94-V0			
Degree of protection		IP20	IP20	IP20	IP20
Order Code		B8476	B8477	B8478	B8479

BRVSPi

Panel Status indicator




By connecting the NC of the remote signaling contact to the x1 and x2 terminal on the BRVI, the working status of the SPD will be shown on the panel status indicator.

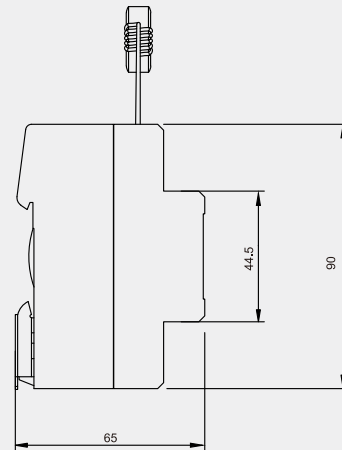
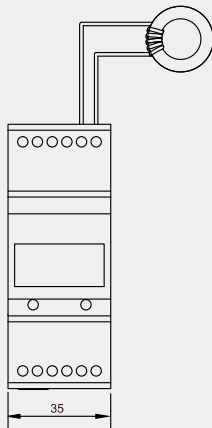


		BRVSPi
Indicator voltage	Un	230V~
Input signal		NC of the Remote Signalling Contact
Status indicator		SPD OK: Green LED on; SPD failure: Red LED on
Mounting		Screw on the panel by steel mounting bracket provided
Operating temperature range	Tu	-20°C...+60°C
Enclosure material		Thermoplastic
Degree of protection		IP20
Order Code		B6300

BRSC-01 Surge Counter



Count and record the times of surge current. Automatic memorize the result, the result will not be erased in case of power loss. Can be connected with computers by RS485 output.

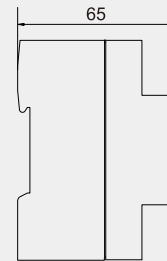
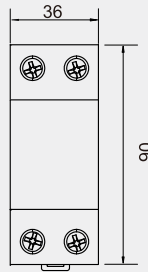
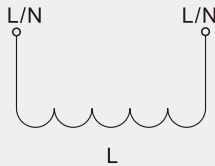


		BRSC-01
Response of impulse current		1kA
Surge counter main voltage	Un	230V~
Surge backup voltage		5-12V
Input signal		PE wire through the hole of the coil
Additional Input signal		2 of switch value
Output signal		Rs485
Count range		0~9999
Mounting		35mm Din Rail
Operating temperature range	Tu	-20°C...+60°C
Enclosure material		Thermoplastic
Degree of protection		IP20
Order Code		B6301



BRCI


Coordination Inductor



		BRCI-35	BRCI-63
Description		Coordination inductor	Coordination inductor
Max. continuous operating voltage	Uc	500V ac	500V ac
Max. line current	IL	35A	63A
Line inductance		15µH	15µH
Wiring		1 piece in series on each active line	1 piece in series on each active line
Dimension WxLxH		36*90*65mm	36*90*65mm
Connection		6~35mm ²	6~35mm ²
Mounting on		35mm Din rail	35mm Din rail
Operating temperature range	Tu	-40°C-80°C	-40°C-80°C
Degree of protection		IP20	IP20
Enclosure material		Thermoplastic UL-94V0	Thermoplastic UL-94V0
Order Code		B6320	B6321

BRBS


Busbars




Item	Order Code
2P Fork 18F	B6330
3P Fork 18F	B6331
4P Fork 18F	B6332
2P Fork 36F	B6333
3P Fork 36F	B6334
4P Fork 36F	B6335



Item	Order Code
2P Comb 18F	B6336
3P Comb 18F	B6337
4P Comb 18F	B6338
2P Comb 36F	B6339
3P Comb 36F	B6340
4P Comb 36F	B6341



Item	Order Code
2P Fork 18F to MCB	B6342
3P Fork 18F to MCB	B6343
4P Fork 18F to MCB	B6344
2P Fork 36F to MCB	B6345
3P Fork 36F to MCB	B6346
4P Fork 36F to MCB	B6347



Item	Order Code
2P Comb 18F to MCB	B6348
3P Comb 18F to MCB	B6349
4P Comb 18F to MCB	B6350
2P Comb 36F to MCB	B6351
3P Comb 36F to MCB	B6352
4P Comb 36F to MCB	B6353