

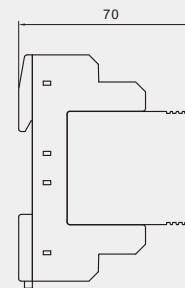
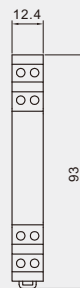
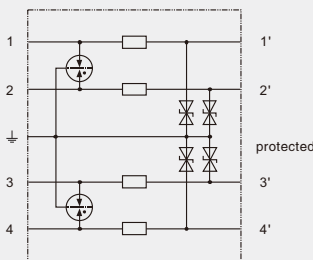


SPDs for general information(plug-in)

BR BE 4L

High degree of protection for four single lines

For installation in conformity with the lightning protection zone concept at the boundaries from 0B-2 and higher



	BR BE 4L-6	BR BE 4L-12	BR BE 4L-24	BR BE 4L-48	BR BE 4L-60	BR BE 4L-180
Test standards	IEC 61643-21	IEC 61643-21	IEC 61643-21	IEC 61643-21	IEC 61643-21	IEC 61643-21
SPD class	TYPE2 P1	TYPE2 P1	TYPE2 P1	TYPE2 P1	TYPE2 P1	TYPE2 P1
Nominal voltage	Un	5V	12V	24V	48V	180V
Max. continuous operating d.c. voltage	Uc	6.0V	15V	33V	54V	180V
Max. continuous operating a.c. voltage	Uc	4.2V	10.6V	23.3V	38.1V	127V
Nominal current at 45°C	IL	1A	0.75A	0.75A	0.75A	1A
C2 Total nominal discharge current (8/20µs)	In	20kA	20kA	20kA	20kA	20kA
C2 Nominal discharge current (8/20µs) per line	In	10kA	10kA	10kA	10kA	10kA
Voltage protection level line–line for In C2	Up	≤40V	≤55V	≤105V	≤170V	≤550V
Voltage protection level line–PG for In C2	Up	≤60V	≤60V	≤85V	≤115V	≤300V
Voltage protection level line–line at 1 kV/µs C3	Up	≤18V	≤38V	≤90V	≤140V	≤500V
Voltage protection level line–PG at 1 kV/µs C3	Up	≤9V	≤19V	≤45V	≤70V	≤250V
Series impedance per line		1 Ohm	1.8 Ohm	1.8 Ohm	1.8 Ohm	1 Ohm
Cut-off frequency line–PG	fG	1.0 MHz	2.7 MHz	6.8 MHz	8.7 MHz	25.0 MHz
Capacitance line–line	C	≤2.7 nF	≤1.0 nF	≤0.5 nF	≤0.35 nF	≤120 pF
capacitance line–PG	C	≤5.4 nF	≤2.0nF	≤1.0nF	≤0.7nF	≤240 pF
Operating temperature range	Tu	–40°C...+80°C	–40°C...+80°C	–40°C...+80°C	–40°C...+80°C	–40°C...+80°C
Enclosure material	polyamide PA 6.6					
Degree of protection (plugged-in)	IP 20	IP 20	IP 20	IP 20	IP 20	IP 20
Order Code	D9116	D9117	D9118	D9119	D9120	D9121